

SAM Monthly Best Practices Webinars

Session 21: The Business Adapter Studio

NICOLAS ROUSSEAU
NROUSSEAU@FLEXERA.COM
PRINCIPAL PRODUCT MANAGER

JUNE 1, 2023



flexera™

Previous sessions (see in [SAM Best Practice Hub](#))

- [July 21 session : FNMS 2021R1 content and Oracle Optimization](#)
- [September 21 session : RedHat, Microsoft Windows and SQL server optimization](#)
- [October 21 Session : Everything about Oracle](#)
- [November 21 session : Metering in FlexNet Manager: collection, management and optimization](#)
- [February 22 session : Java and Windows Server Optimization report](#)
- [March 22 session: Managing unrecognized applications](#)
- [April 22 session: Managing Hybrid Applications in SaaS Manager and Flexera One ITAM](#)
- [May 22 session: Customization and creating automations in Flexera One ITAM and FlexNet Manager Cloud](#)
- [June 22 session: Integrating ITAM & FlexNet Manager on Premise with a CMDB](#)
- [July 22 session: Management of Dockers and Kubernetes containers in Flexera One ITAM / FlexNet Manager](#)
- [August 22 session: Reporting in ITAM: Web, Cognos, Dashboards customization, next steps...](#)
- [September 22 session: Managing SAM Operations in project and run phase in ITAM / FlexNet Manager](#)
- [October 22 session: ITAM & SAM - Vision and next steps](#)
- [November 22 session: Flexera One ITAM / FlexNet Manager 2022R2 features deep dive](#)
- [December 22 session: Managing IBM PVU and VPC Licensing](#)
- [January 23 session: A full optimal license position for Windows Server and CIS in one hour!](#)
- [February 23 session: Using allocations and exemptions for an optimal license position](#)
- [March 23 session: the SAM Optimization Hub](#)
- [April 23 session: the SAM Operations Hub](#)
- [May 23 session: Keep Java under Control with Flexera ITAM!](#)

Agenda

1. Last session's pointers and answers to questions
2. News
 1. Updates in the Best Practice Hub
 2. ITAM 2023R1 / FNMS 2023R1
3. Flexera Business Adapter Studio
 1. Two versions: integrated with Beacon / full version (on prem)
 2. General principals
 3. Tips and tricks
 4. Real life examples
 1. Users / Computer allocation (simple, powerful)
 2. Purchase Order (Classical, more sophisticated)
 3. RDS CALs license allocation and optimization: Custom SQL
 4. Automated allocation of locations based on server Name / IP Address / domain (Cloud solution)

Last Session: Java

- Useful pointers
 - Recording and PowerPoint: [here](#)
- Answers to questions
 - Oracle Java Worksheet: when is it available?
 - 2023R1 for on premise, 2022R2.4 (April 2023) for Cloud)
 - Hey, I want to understand the automation part. Is FNMS automatically exempt the installation that have been classified by vendor as embedded or restricted use license?
 - You need to define the embedded path in the license

News

- ITAM 2023 R1
 - June 28th 2023
 - Will include
 - Some fixes for Cloud Customers (versus 2022R2.4)
 - For on-premises customers
 - The SAM Operations Hub (Snapshot, trend, Enterprise Filter)
 - Oracle Java Worksheet
 - Trends in the SAM Optimization Hub
 - Operations Hub reports (vCenter Inventory Troubleshooting, Unrecognized Installer Evidence Analysis, Oracle Inventory Troubleshooting, License Issues Analysis...)
 - Intune Inventory Adaptor
 - Inventory and compliance for Linux VMs on zOS
 - Allocation Reason
- The “[Best practice Hub](#)”
 - Gives many pointers to existing best practice and visibility on the 3 coming Hubs.
 - Information on the new Cloud Migration License Impact Simulation Engine
- Please check if you received the
 - Flexera April ITAM Newsletter

KPI	Explanation	Value	Total scope	%Age of scope	Performance
Number of failed tasks in run (Details)	A system task that file leads to inaccurate / not up to date information and must be fixed (More info)	1	7	15%	Red
Beacons that don't report correctly (Details)	All inventory files transit through beacons (More info)	0	0	0%	Green
Number of orphan VMs (Details)	Non cloud VMs without host are the sign of decommissioning process issue or vCenter import issue (More info)	400	10,000	4%	Green
Number of merged devices (different sources) (Details)	Big cause of false positives (More info)	4,000	20,000	20%	Orange
Number of merged devices (same source) (Details)	(More info)	300	6,000	5%	Orange
Unlicensed Commercial Installations (Details)	These installations are under the radar (More info)	20,000	200,000	10%	Orange
Unprocessed Purchases (Details)	(More info)	20	100	2%	Green

Operations KPI (Trend)

Can I trust my inventory?
Are my inventory import system tasks successful?
This should be the first check of the day. The system tasks screen shows on failing task. This requires a fix.

Flexera ITAM Best practice information available in Flexera Community

 nrousseau1
Level 8 Flexeran

Apr 19, 2022 02:40 AM

👍 13 💬 20 👁 7,687

This is all about sharing and applying best practices

You may have seen here and there interesting KB articles, using the powerful customizations possibilities of FNMS to provide extensions to the out of the box value for reporting or automations... The issue is that the articles are spread and unless you know what you look for you may miss some interesting information.

The purpose of this post, that will be extended over the time, is to provide you with a "SAM Best Practices Hub", a single pane of glass to understand and use the published solutions and the coming features: SAM Optimization Hub in 2022 Q3, SAM Operations Transparency Hub in Q4 2022, a SAM Data Transparency Hub in 2023... where these best practices will be progressively incorporated.

The solutions are addressing both ends of the "SAM Maslow Pyramid" (from bottom to top) and are anticipating where Flexera goes with SAM:

- Provide data and KPIs to monitor the health of your SAM Project. The custom reports will gradually be included in the **SAM Operations Transparency Hub**... Planned for 2023 Q1
- Provide transparency on your SAM data (usage, Oracle instances and options details, overview on SAP inventory...). The **SAM Data Transparency Hub** is planned for 2023 Q2
- Provide the high end value that does beyond compliance, with a focus on Optimization. Most of reports have been productized in 2021/2022. The **SAM Optimization Hub** delivered in 2022 Q4 summarizes and articulate these reports.

Flexera Business Adapter Studio: **Powerful tool for your integrations and automations**

Agenda

- Two versions: integrated with Beacon / full version (on prem)
- General principals
- Tips and tricks
- Real life examples
 - Users / Computer allocation (simple, powerful)
 - Purchase Order (Classical, more sophisticated)
 - RDS CALs license allocation and optimization: Custom SQL
 - Automated allocation of locations based on server Name / IP Address / domain (Cloud solution)

Two versions to address different situations

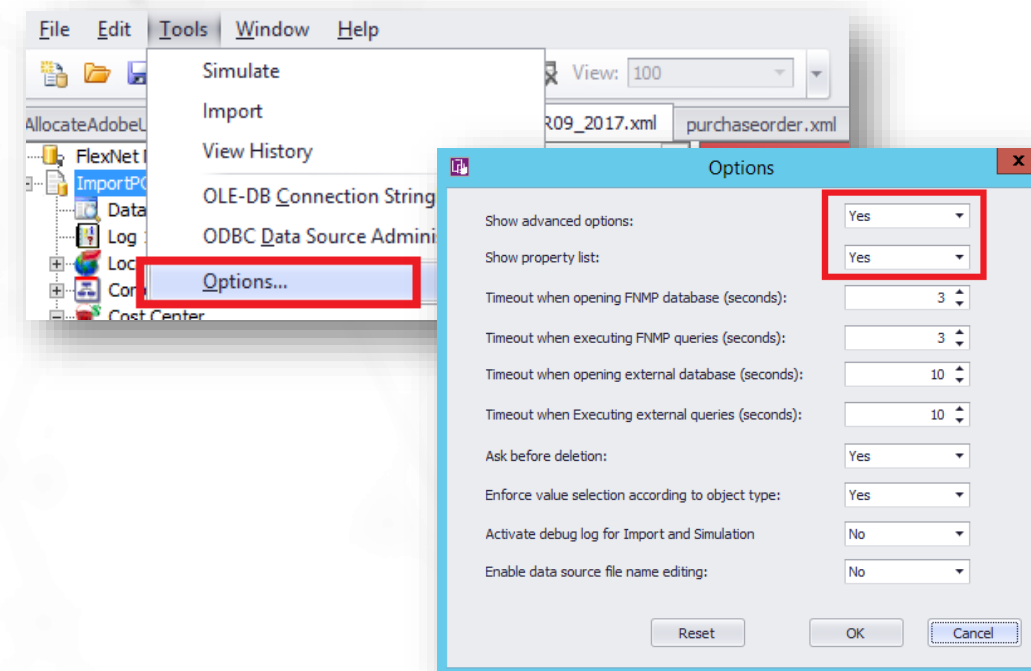
- Beacon version
 - Works on both Cloud and on Prem
 - Generates files (including data and mapping) that will be processed by the batch process Application Server
 - Import logs show in the system task history
 - Recommended anytime direct SQL connection is not needed
- On Premise full version
 - Same capabilities as the beacon version
 - Has in addition a direct SQL Connection for the FlexNet Manager database
 - Allows to use physical tables
 - Offers a “Custom SQL” object
 - Does not manage logging in the web UI

General Principals (demo)

- Reader
 - Can access multiple sources (Excel, CSV, SQL, ODBC, LDAP, Web Service (caution))
 - Remark: A PowerShell can read and produce CSV output, then CSV reader
 - You can define a query or let it me generated
 - Can be sophisticated for both on premise and cloud as there can be a direct connection to the source (SQL)
- Writer
 - FNMS target must be defined
 - Beacon BAS: the target is the server the beacon reports to
 - List of defined objects (includes custom properties)
 - “Nodes” are objects
 - Sequence of intermediate nodes
 - Can create intermediate objects or just catch IDs

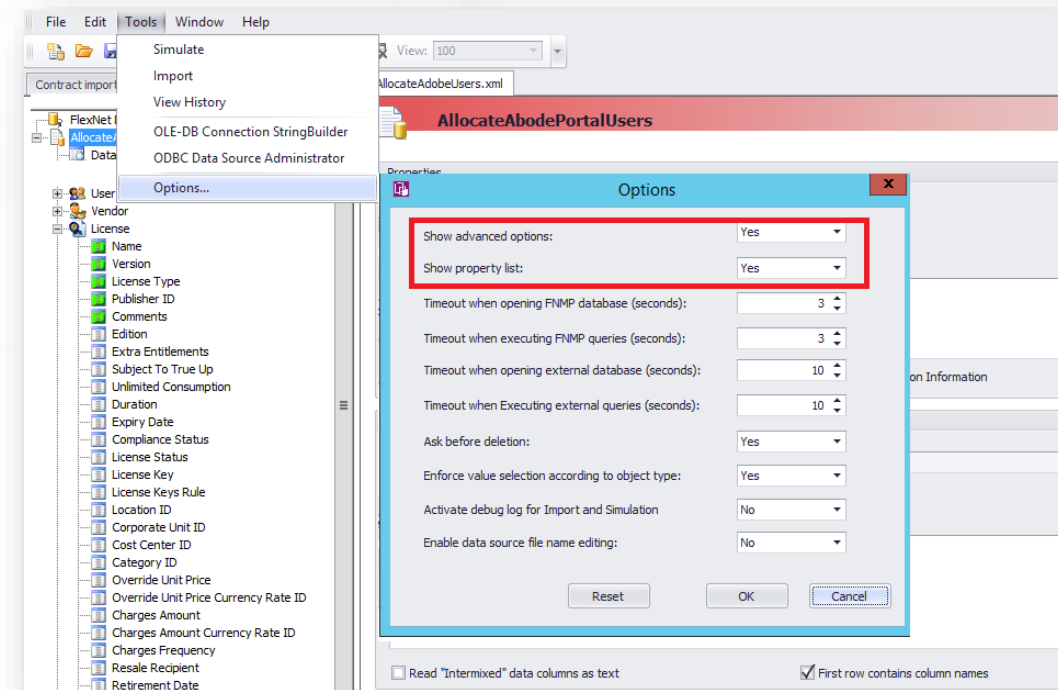
Tips and Trick

- Use Beacon BAS when possible
- Full version: activate advanced options
- Use Excel, force formats rather than CSV
 - Schema.ini can help on csv
- Use the “log” object for troubleshooting
- Think to the data transformation: Name mapping.
- If you see a strange “Filed XX is used for matching and has not been provided” and this is wrong, click on “use physical table”.



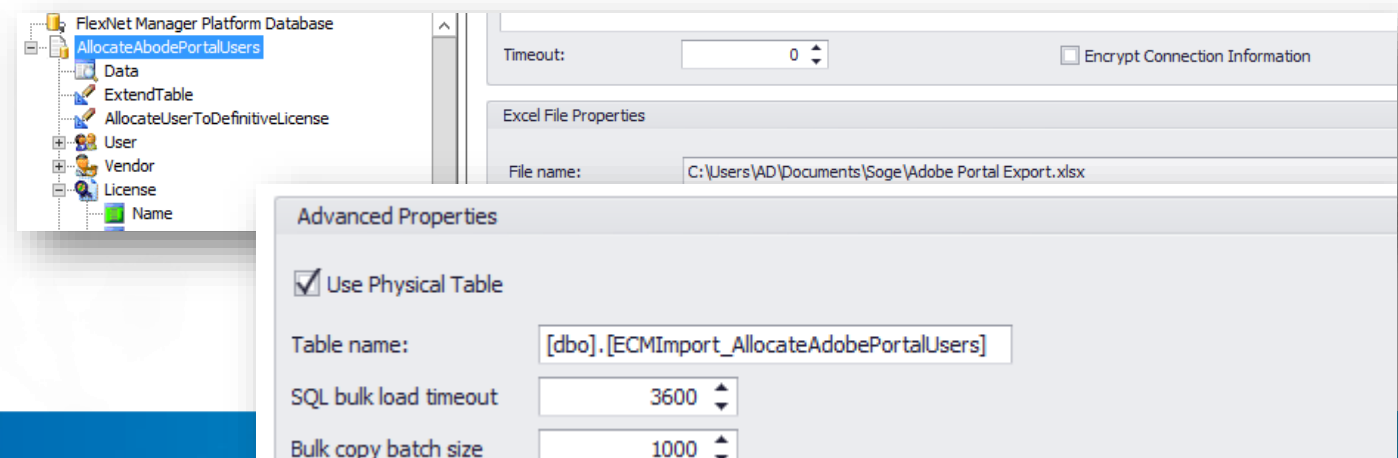
Automations (see [Customizing ITAM / FNMS](#))

- Goal: avoid manual tasks in UI (set location, set status, allocate)
- When Possible: Business Adapter to update “exposed” objects
 - Reading a third-party source
 - Reading FNMS / ITAM directly
 - Through SQL connection
 - Web Service (or PowerShell)
- Otherwise, Script
 - ITAM Cloud:
 - Read data in a source (incl. ITAM) / Perform complex scripts locally / Update exposed objects
 - On Premise:
 - Custom step of inventory import calling a stored procedure (preferred)
 - Business Adapter full version “Custom SQL”
 - SQL Agent



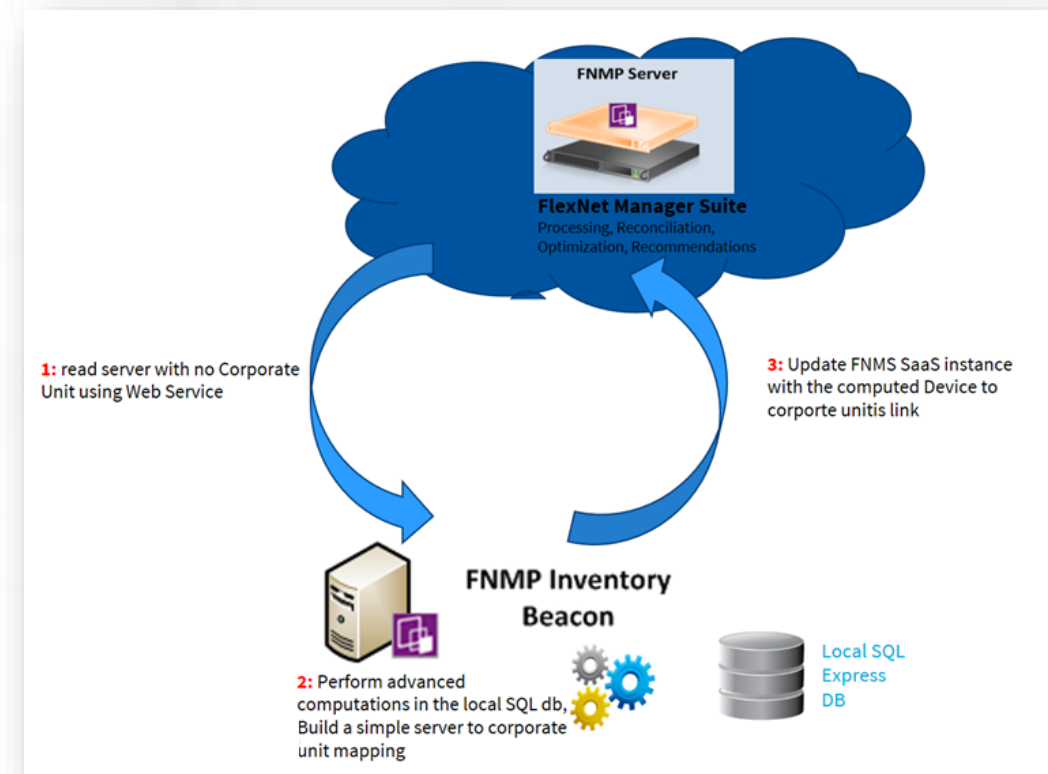
Automations / Business Adapter

- From the beacon
 - Pro:
 - Logging in Web UI
 - Compatible with ITAM Cloud
 - Scheduling UI
 - Cons: no access to the database (no deletion, can only update exposed objects)
- Full Version
 - Activate “advanced options” and “show property list”
 - Use Physical table
 - Custom Query superpower



Automations / Business Adapter + local SQL instance

- Check this post
 - [Allocation Automation Example for FNMS Cloud](#)
- Provides the pre-requisites (SOAP API activation)
- Use The Or the REST APIs (generic API for Q2 / Q3 for any report result)
- Full version of the Business Adapter
 - Reads the data (SOAP API (GetCustomViewResult) [REST APIs](#) (generic API for Q2 / Q3 for any report result))
 - Stores data in a local SQL Database
 - Magics happen with SQL scripting (performed from the Custom SQL objects of the full Business Adapter)
- The simple version of the Beacon:
 - Reads in the SQL database
 - Updates ITAM for exposed objects (device status, device entity...)
- In the end, without the ability, without a direct access to the database, to apply complex SQL logic!





Thank you!

About Flexera

Flexera delivers SaaS-based IT management solutions that enable enterprises to accelerate digital transformation and multiply the value of their technology investments. We help organizations ***inform their IT*** with definitive visibility into complex hybrid IT ecosystems, providing unparalleled IT insights that allow them to seize technology opportunities. And we help them ***transform their IT*** with tools that deliver actionable intelligence across an ever-increasing range of dimensions to effectively manage, govern and optimize their hybrid IT estate.

More than 50,000 customers subscribe to our technology value optimization solutions, delivered by 1,300+ passionate team members worldwide. To learn more, visit flexera.com

flexera™