

SAM Monthly Best Practices Webinars

Session 19: SAM Operations Hub



NICOLAS ROUSSEAU

NROUSSEAU@FLEXERA.COM

PRINCIPAL PRODUCT MANAGER

APRIL 6TH, 2023

flexera[™]

Agenda

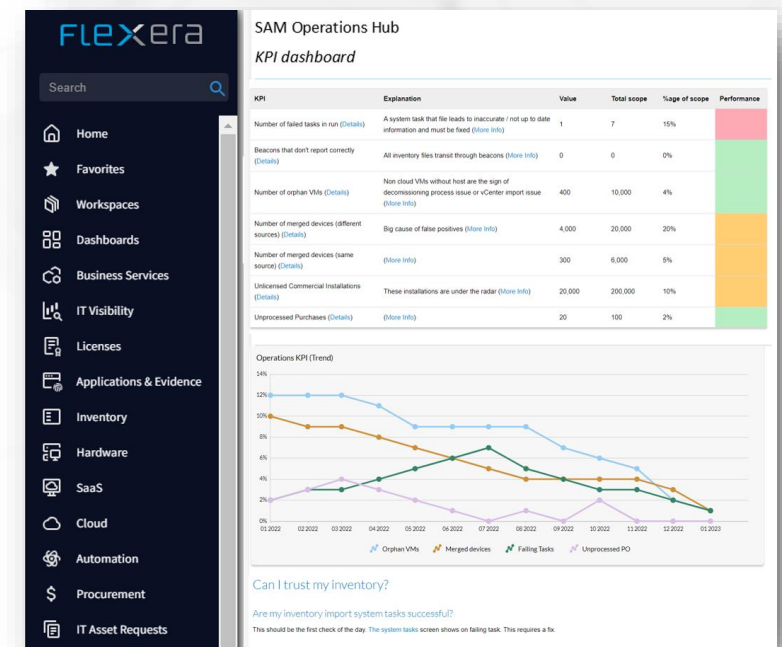
1. Last session's pointers and answers to questions
2. News
 1. Updates in the Best Practice Hub
 2. ITAM / FNMS 2022R2.4
3. SAM Operations Hub
 1. The SAM Operations Hub positioned in the ITAM evolution
 2. General approach
 3. Underlying reports

Last Session: SAM Optimization Hub

- Useful pointers
 - Recording and PowerPoint: [here](#)
- Answers to questions:
 - Will these reports be on premise
 - Yes, as well as the Hubs
 - Why does the VM Inventory not update when we mark a device as 'Ignored'? It is very frustrating when trying to ascertain what is active and what has been decommissioned!
 - Nothing prevents inventory from updating an ignored device. That's why we have the “Recently Inventoried Ignored Devices” report in the Operations Hub

News

- ITAM ITAM 2022 R2.4
 - End Of April
 - Will include
 - The SAM Operations Hub (snapshot, trend, Enterprise filter)
 - More reports of the Operations Hub (vCenter Inventory issues, Unrecognized Installer Evidence analysis...)
 - Intune Inventory Adaptor
- The “[Best practice Hub](#)”
 - Gives many pointers to existing best practice and visibility on the 3 coming Hubs.
 - Information on the new Cloud Migration License Impact Simulation Engine
- Please check if you received the
 - Flexera March ITAM Newsletter



Flexera ITAM Best practice information available in Flexera Community

 nrousseau1
Level 8 Flexeran

Apr 19, 2022 02:40 AM

👍 13 💬 20 👁 7,687

This is all about sharing and applying best practices

You may have seen here and there interesting KB articles, using the powerful customizations possibilities of FNMS to provide extensions to the out of the box value for reporting or automations... The issue is that the articles are spread and unless you know what you look for you may miss some interesting information.

The purpose of this post, that will be extended over the time, is to provide you with a "SAM Best Practices Hub", a single pane of glass to understand and use the published solutions and the coming features: SAM Optimization Hub in 2022 Q3, SAM Operations Transparency Hub in Q4 2022, a SAM Data Transparency Hub in 2023... where these best practices will be progressively incorporated.

The solutions are addressing both ends of the "SAM Maslow Pyramid" (from bottom to top) and are anticipating where Flexera goes with SAM:

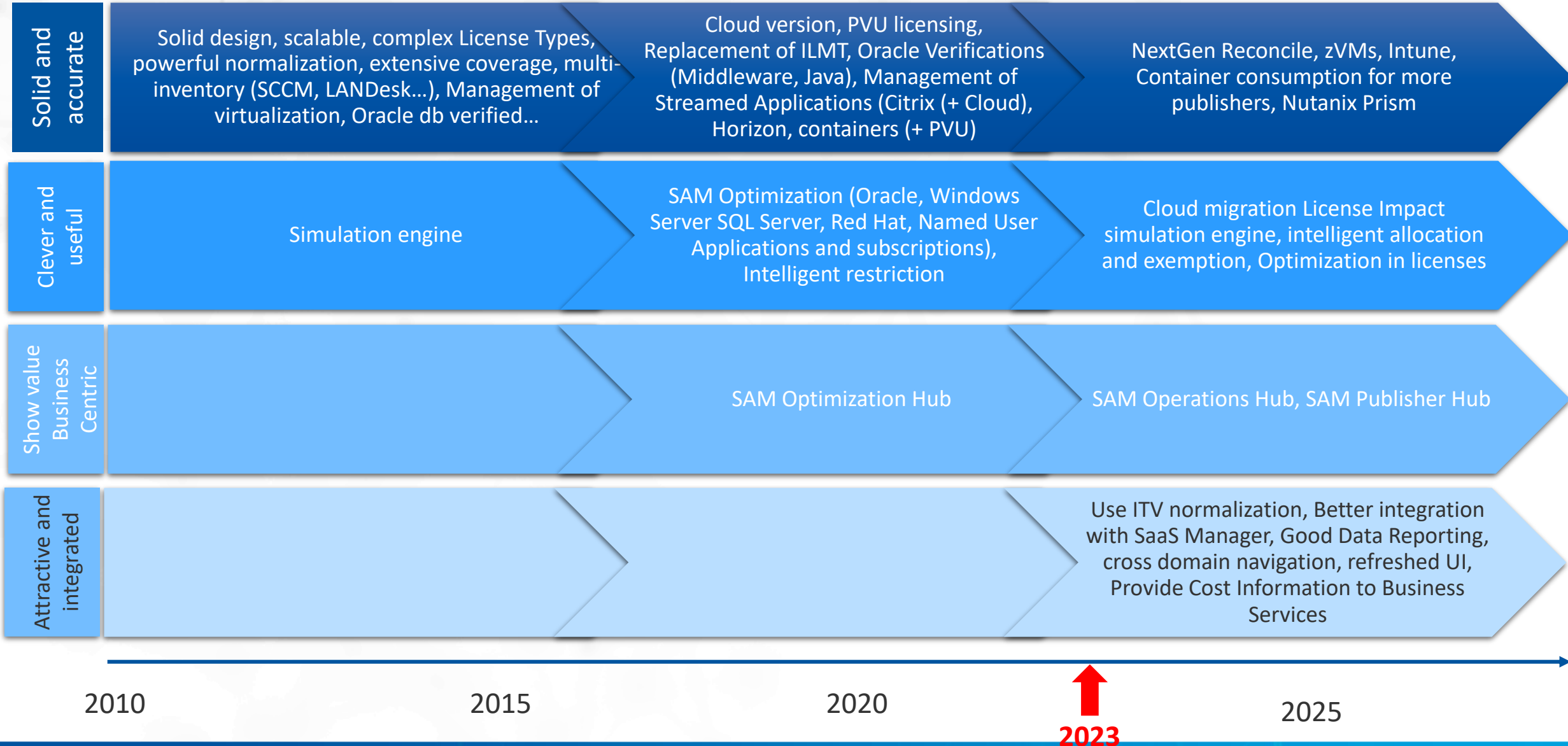
- Provide data and KPIs to monitor the health of your SAM Project. The custom reports will gradually be included in the **SAM Operations Transparency Hub**... Planned for 2023 Q1
- Provide transparency on your SAM data (usage, Oracle instances and options details, overview on SAP inventory...). The **SAM Data Transparency Hub** is planned for 2023 Q2
- Provide the high end value that does beyond compliance, with a focus on Optimization. Most of reports have been productized in 2021/2022. The **SAM Optimization Hub** delivered in 2022 Q4 summarizes and articulate these reports.

SAM Operations Hub

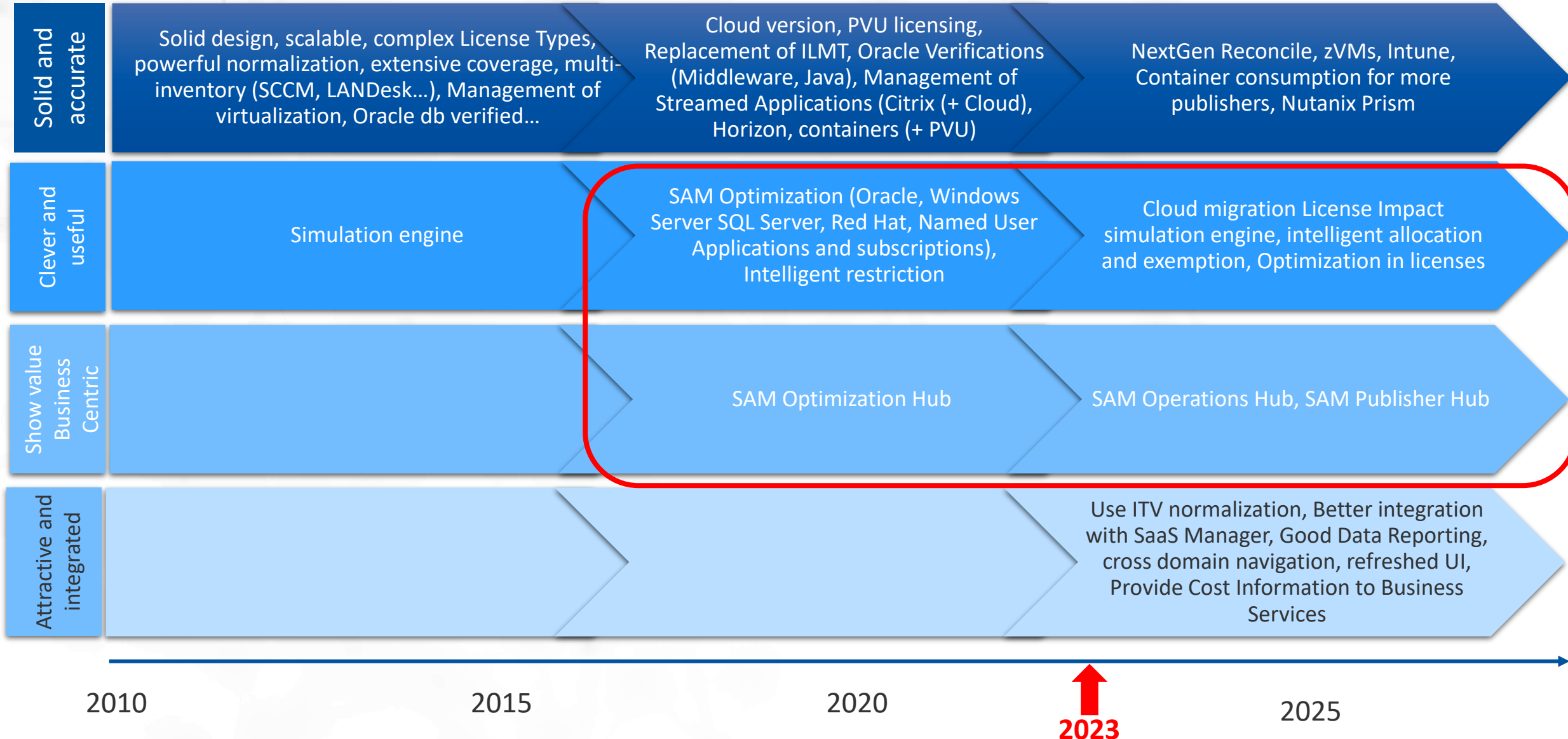
Agenda

1. The SAM Operations Hub Positioned in the ITAM evolution
2. General approach
3. The underlying reports

ITAM Phased evolution



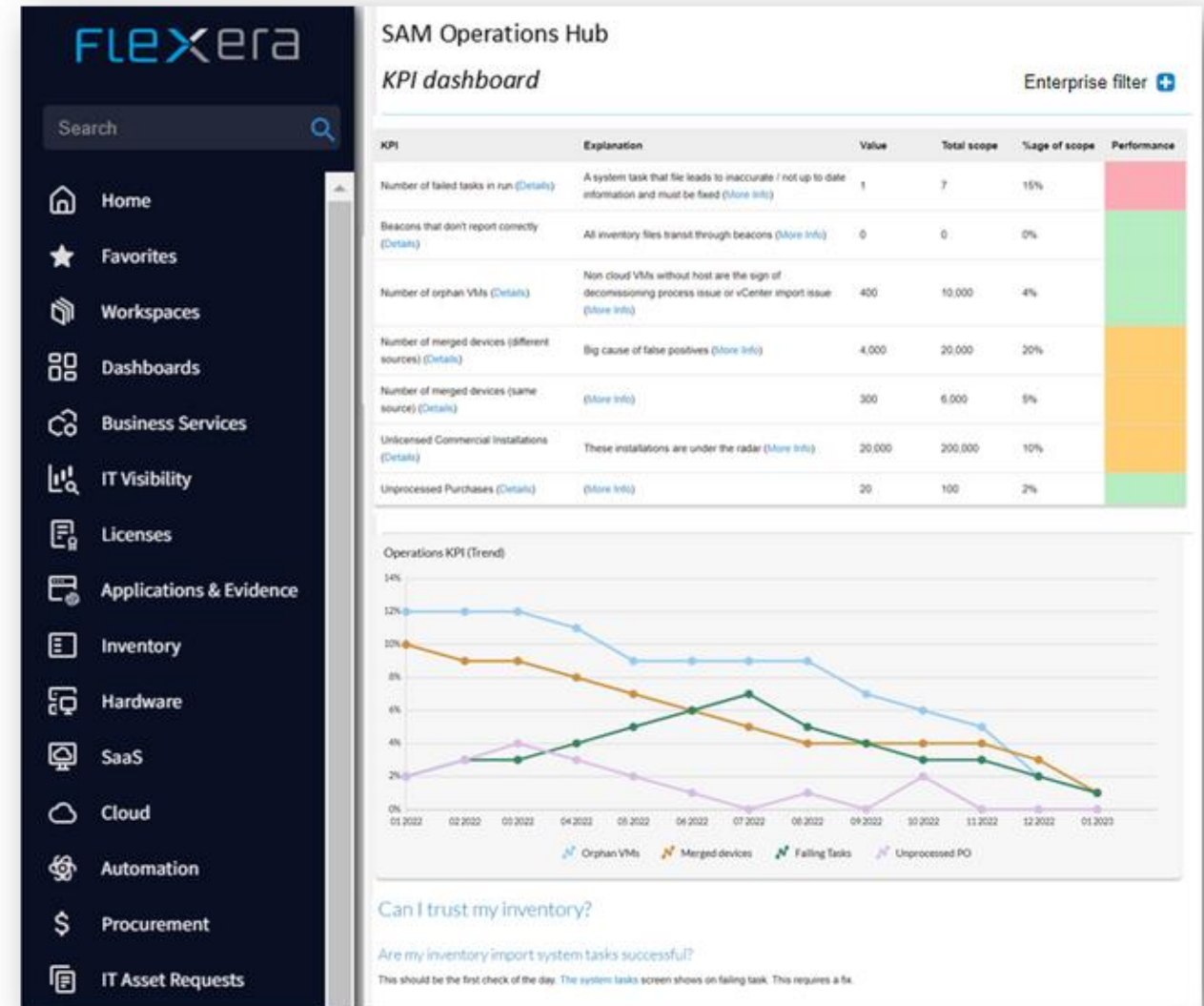
Our focus for this session



Key Vendor Optimization

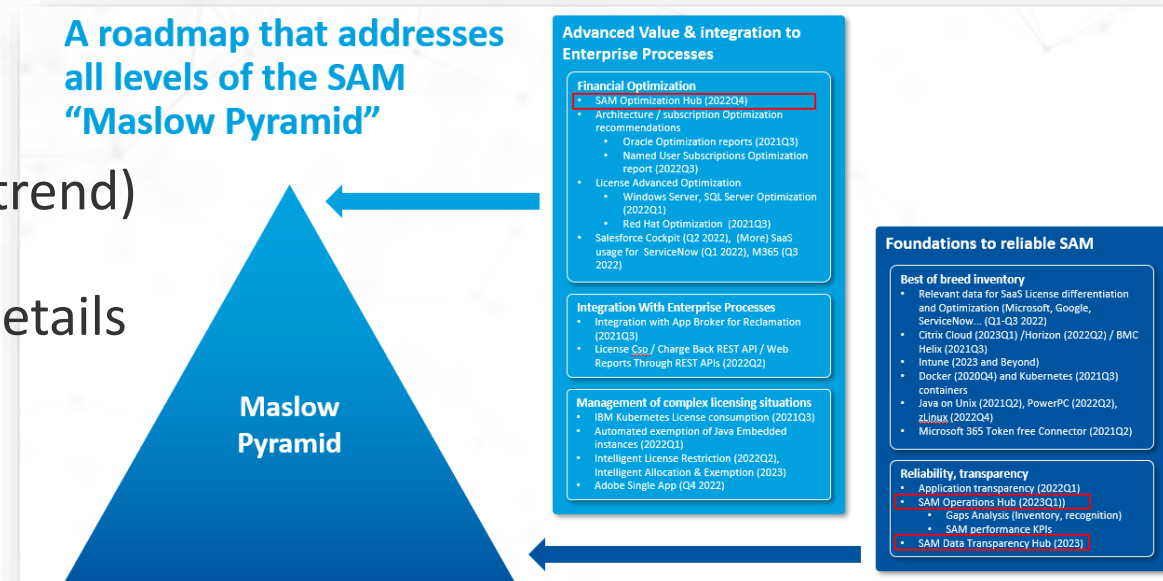
SAM Operations Hub

- Summarize Key Performance Indicators on key operations topics
 - Data quality
 - SAM technical performance
 - SAM operations performance
- Provides drill down to the reports for additional details
- More information in the [Best practice Blog](#)



General Approach

- Second SAM Hub of a series (see next slides)
- Goal:
 - Provide transparency on data quality / SAM processes performance to operations team
 - Establish trust in SAM tool
- Approach
 - Provides SAM Performance KPIs (current and trend)
 - Provides slicing through Enterprise Filter
 - New (or not) reports and screens provide all details
 - Report's documentations provide context and needed actions
- Good SAM data and processes are a prerequisite to relevant SAM Optimization!



Key Vendor Optimization

SAM Publisher Hub

- Vendor to Application Publisher normalization
 - New calculated Publisher field for vendors
- Application Publisher Centric full picture on SAM
 - Inventory (with trend)
 - Compliance (with Trend)
 - Contracts and upcoming renewals
 - Spend by quarter / contract
 - Unrecognized evidence
 - Drill down to **new Publisher screen & detail**

The screenshot displays the Flexera SAM Publisher Hub interface. On the left is a dark navigation sidebar with the Flexera logo and a search bar. Below the search bar are menu items: Home, Favorites, Workspaces, Dashboards, Business Services, IT Visibility, Licenses, Applications & Evidence, Inventory, Hardware, SaaS, Cloud, and Automation. The main content area is titled 'SAM Publisher Hub' and features several data visualizations:

- Top 5 Over and under compliance:** A bar chart comparing 'Purchased', 'Consumed', and 'Balance' for categories like SQL Server Enterprise, Windows Server Professional, and Project.
- Compliance Trend (Top 20):** A line chart showing compliance trends for SQL Server, Windows Server, and Linux from 02 2022 to 12 2022, with a 'Microsoft Enterprise filter' applied.
- Optimization:** A bar chart titled 'Save By Taking Action: Top 5' showing potential savings for E5, E3, Visio Plan 1, Project Plan 1, and E1.
- Optimization trend:** A line chart showing optimization trends for SQL Server, Windows Server, and Linux from 02 2022 to 12 2022.
- Installed Applications:** A pie chart showing the distribution of five products: product 1 (10.7%), product 2 (15.8%), product 3 (28.9%), product 4 (23.6%), and product 5 (21%).
- Installation trend:** A line chart showing installation trends for SQL Server, Windows Server, and Linux from 02 2022 to 12 2022.
- Upcoming Contracts Renewals:** A timeline visualization showing renewal dates from May 2023 to Mar 2024, with larger circles indicating higher priority or volume.

Reports and screens that support the Operations Hub

- Reports
 - Possible Options False Positives From OEM
 - Merged Devices Issues Analysis
 - Oracle Inventory Troubleshooting
 - vCenter Inventory Troubleshooting
 - Licenses Issues Analysis
 - Unrecognized Installer Evidence Analysis
 - Licenses Compliance And Unlicensed Products Risks
 - VMs Inventory Gaps From vCenters
 - SAP Systems Inventory Details
- Screens
 - Contracts To Be Renewed (90 Days)
 - Failed System Tasks In Last Run
 - On-Premises Orphaned Virtual Machines
 - Unlicensed Commercial Installations



Thank you!

About Flexera

Flexera delivers SaaS-based IT management solutions that enable enterprises to accelerate digital transformation and multiply the value of their technology investments. We help organizations ***inform their IT*** with definitive visibility into complex hybrid IT ecosystems, providing unparalleled IT insights that allow them to seize technology opportunities. And we help them ***transform their IT*** with tools that deliver actionable intelligence across an ever-increasing range of dimensions to effectively manage, govern and optimize their hybrid IT estate.

More than 50,000 customers subscribe to our technology value optimization solutions, delivered by 1,300+ passionate team members worldwide. To learn more, visit flexera.com

flexera™