



MONTHLY VULNERABILITY INSIGHTS

Based on Data from Secunia Research

MARCH 2023

flexera™

Author: Jeroen Braak

Contents

Introduction.....	3
Secunia Research software vulnerability tracking process	3
The anatomy of a Security Advisory	3
Summary	4
Year-to-date overview	5
Monthly data.....	6
Vulnerability information.....	6
Advisories by attack vector	6
Advisories by criticality.....	6
Advisories per day	7
Rejected advisories	8
.....	8
Addressing awareness with vulnerability insights	9
Vendor view	10
Top vendors with the most advisories	10
Top vendors with zero-day.....	11
Top Vendors with highest average threat score	11
Browser-related advisories	12
Advisories per browser	12
Browser zero-day vulnerabilities.....	12
Average CVSS (criticality) score per browser	12
Average threat score per browser	12
What’s the Attack Vector ?	12
Networking related advisories	13
Threat intelligence	14
Count of malware-exploited CVEs.....	14
Count of advisories by CVE threat score	14
Threat intelligence advisory statistics:.....	14
Patching	15
Vulnerabilities that are vendor patched	15
Flexera’s Vendor Patch Module (VPM) statistics	15
This month’s top vendor patches	15
More information	16

Introduction

Welcome to our Monthly Vulnerability Insights by Flexera. This comprehensive, monthly review is based upon data from the Secunia Research team at Flexera who produces valuable advisories leveraged by users of Flexera’s [Software Vulnerability Research](#) and [Software Vulnerability Manager](#) solutions.

The Secunia Research team is comprised of several security specialists who methodically test, verify and validate disclosed vulnerabilities from hundreds of sources. Since the founding of the Secunia Research team in 2002, it has been our goal to provide the most accurate and reliable source of vulnerability intelligence.

Secunia Research software vulnerability tracking process

A vulnerability is an error in software which can be exploited with a security impact and gain. Secunia Research validates, verifies and tests vulnerability information to author security advisories which provide valuable details by following consistent and standard processes which have been refined over the years.

Whenever a new vulnerability is reported, it’s verified and a Secunia Advisory is published. A Secunia Advisory provides details, including description of the vulnerability, risk rating, impact, attack vector, recommended mitigation, credits, references and more, including additional details discovered during verification and testing, thus providing the information required to make appropriate decisions about how to protect systems. Click here to learn more about [Secunia Advisories and their contents](#).

The anatomy of a Security Advisory

A security advisory is a summary of the work that Secunia Research performs to communicate standardized, validated and enriched vulnerability research on a specific software product version.

We issue Secunia Research criticality ratings and common vulnerability scoring system (CVSS) metrics after a distinct analysis in the advisories. This dual rating method allows for a much-improved means of prioritizing by criticality—delivering a review that includes product context and related security best practices.

A *rejection advisory* issued by the research team issues means we’ve determined it’s not worthy of your attention. This advisory comes if a vendor issues an advisory acknowledging vulnerability that we don’t believe to be valid—and would have a product solution we aren’t recommending or exceeding already. We send that out to save you considerable time.

If someone other than the vendor issues an advisory and we don’t believe to be valid, we discard it. We take that action so you don’t waste your time processing inconsequential vulnerability information.

[check out this infographic.](#)



Summary

Total advisories : **719** ↑ (last month: **709**) .

March has reported **719** advisories , replacing February as **the third highest** number of advisories since the Secunia Research Team started in 2002. (#1 : July'20, #2: April'20)

Important **conclusions** from this month report are:

- **March is the 4th month** in a row to show an increase in advisories, zero-days and threats
- Vulnerabilities reported this month for **91** vendors, **338** products and **415** Product versions.
- **More than 60%** of all advisories (rejected advisories not included) have vulnerabilities that can be attacked from Remote.
From remote describes vulnerabilities where the attack vector does not require access to the system nor a local network. This category covers services, which are acceptable to expose to the Internet (for example, HTTP, HTTPS, SMTP) as well as client applications used on the Internet and certain vulnerabilities, where it is reasonable to assume that a security conscious user can be tricked into performing certain actions.
- The Secunia Research Team reported **no Extremely** critical advisories this month (5 last month)
- **7 Zero-Day** Advisories reported (Apple iOS, Microsoft, Microsoft Windows, Microsoft 365)
- **Microsoft** Patch Tuesday reported **80** Vulnerabilities (with **98** CVE's), **Secunia research team** summarized these into **16** Advisories
- Over **1,468 unique** CVE's (last month : **1,233**) were covered in the **719** Advisories.
- Threat Intelligence indicates that more **Moderately Critical Vulnerabilities** are targeted by hackers.
- More than half of all advisories are disclosed by 3 vendors (**SUSE** 20%, **Ubuntu** 20%, **IBM** 12%)
- **Cisco and NetApp** are contributing to more than **50%** of all Networking related Advisories.

Last month we reported that **74.19%** of all Secunia Advisories had a **Threat** (exploits, malware, ransomware , etc.) associated with them, this month the number has been slightly **lower** to **71.63%**

Using Threat Intelligence is going to help you with prioritizing what needs to be **patched** immediately.

Software Vulnerability – and Patch Management is becoming more and more important.

Due to the ongoing Russia-Ukraine conflict , attacks on critical infrastructures in many countries are increasing.

Back in 2019 (just before Covid) patching was recommended within 30 days (or 14 days for CVSS score 7 or higher)

Right now , hackers can deploy exploits **within 1 week** and even within **24 hours** . This means that organizations need to prioritize even better to quickly patch vulnerabilities (especially the ones with threats associated with them)

Noticeable information this month:

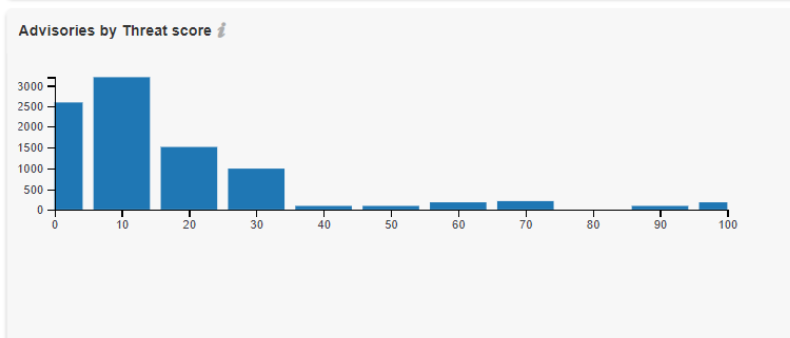
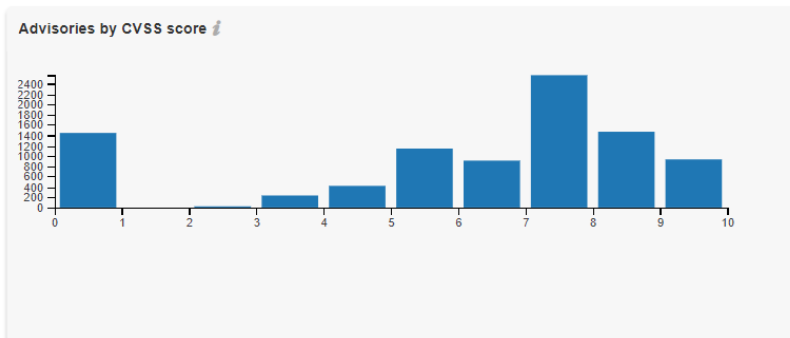
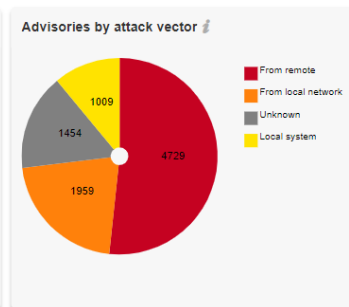
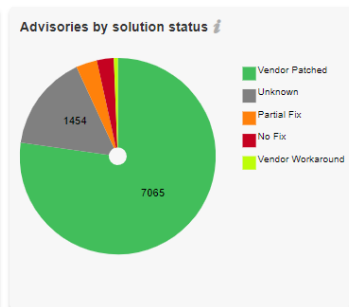
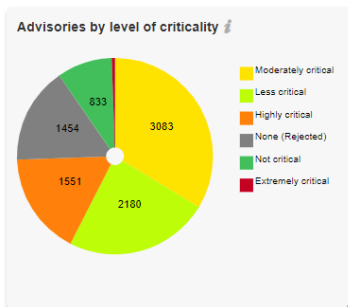
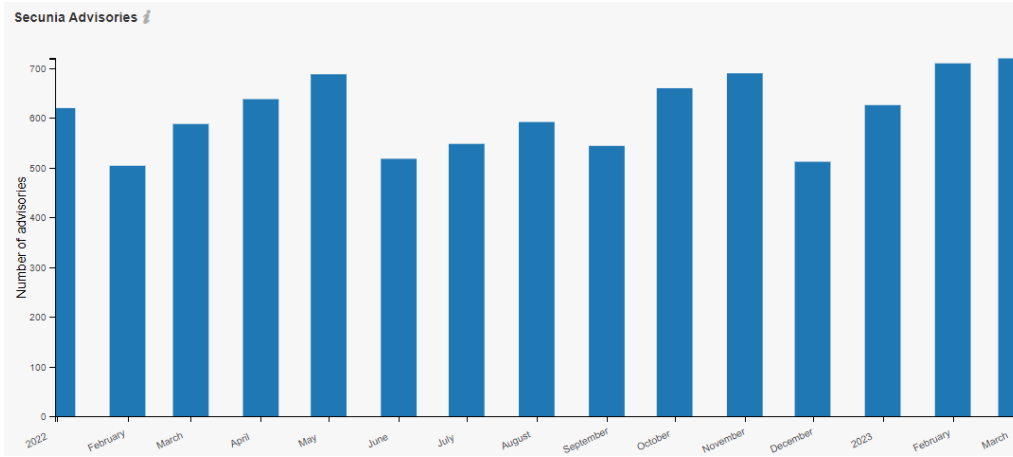
- **Cisco** disclosed several Highly Critical Vulnerabilities for a range of [products](#) in March
- **Fortinet** has released fixes to address [15 security flaws](#), including one critical vulnerability
- **Microsoft's** Patch Tuesday update for March 2023 is rolling out with remediations for a set of [80 Vulnerabilities](#) , two of which have come under active exploitation in the wild.
- Patches have been released for a critical security flaw impacting the **WooCommerce Payments plugin for WordPress**, which is installed on over 500,000 websites. ([patch](#))
- **CISA** added 18 vulnerabilities on the **KEV** (Known Exploited Vulnerabilities) [list](#)

Interesting sources of information:

- <https://www.cisa.gov/known-exploited-vulnerabilities-catalog>
- <https://www.bleepingcomputer.com/news/security/>
- <https://thehackernews.com/search/label/Vulnerability>
- <https://www.darkreading.com/vulnerability-management?page=1>
- <https://portswigger.net/daily-swig/vulnerabilities>
- <https://www.securityweek.com/virus-threats/vulnerabilities>

Year-to-date overview

As of **March, 2023**, the year-to-date total is at **1,335** Advisories ↑ which is higher than 2022 : **1,122** YTD Advisories)



Monthly data

This month, a total of **719** ↑ (last month: **709**) advisories were reported by the Secunia Research Team.

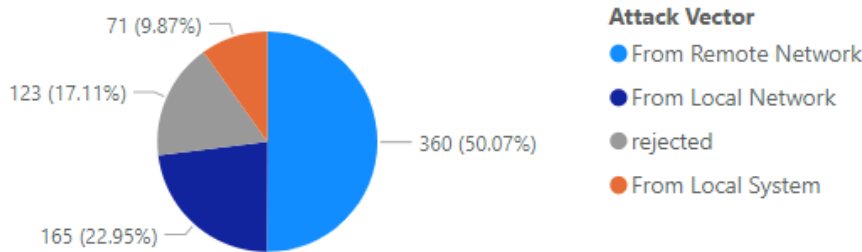
This month:	#	Change (last month):
Total # of advisories	719	↑ (709)
Unique Vendors	91	↑ (89)
Unique Products	338	↓ (366)
Unique Versions	425	↓ (478)
Rejected Advisories *	123	↑ (115)

↑ increased ↓ lower ↔ same

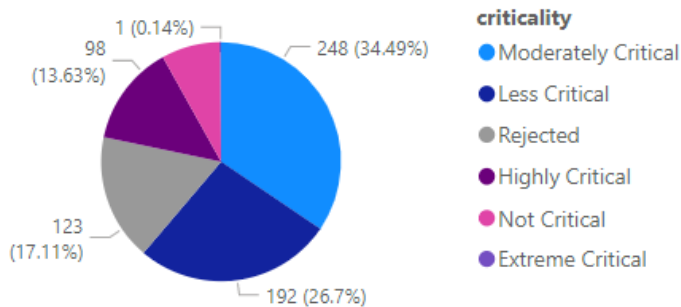
* **123** advisories have received the “rejected” status which means in general that leveraging it would require one or more violations of security best practices (e.g., product not securely configured or not used securely) or that it was “too weak of a gain” (e.g., administrative, local users already being too privileged so that additional gain becomes neglectable). More information about rejections can be found in the rejection section.

Vulnerability information

Advisories by attack vector



Advisories by criticality



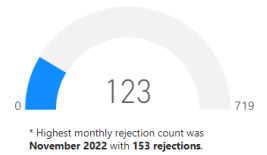
Advisories per day

Below an overview of the daily advisory count.

Year	Month	Day	# of Advisories
2023	March	1	20
2023	March	2	32
2023	March	3	19
2023	March	6	20
2023	March	7	63
2023	March	8	53
2023	March	9	16
2023	March	10	16
2023	March	13	25
2023	March	14	41
2023	March	15	50
2023	March	16	28
2023	March	17	19
2023	March	20	33
2023	March	21	21
2023	March	22	61
2023	March	23	42
2023	March	24	13
2023	March	27	31
2023	March	28	37
2023	March	29	32
2023	March	30	22
2023	March	31	25
Total			719

Rejected advisories

There are many vulnerabilities posted to the National Vulnerability Database (NVD) by a lot of people and companies. They are not always valid, assigned a proper criticality, and in some cases, a vulnerability may be legitimate but not afford the attacker any benefit.

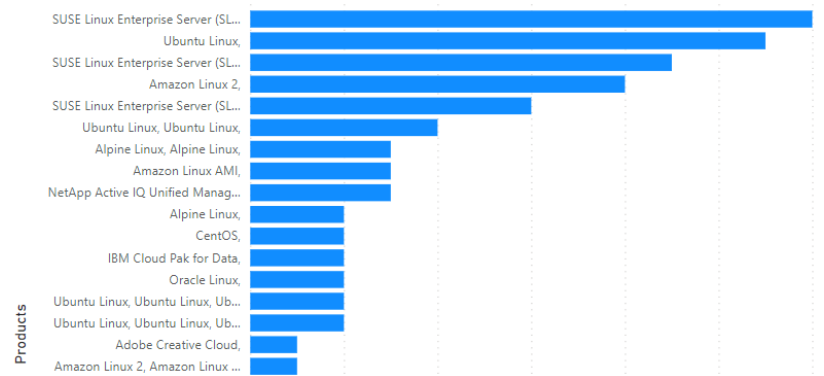


The Secunia Research team at Flexera evaluates vulnerabilities from hundreds of sources, rescors them when necessary and even rejects vulnerabilities not worth your attention. Rejection Advisories help you to reduce the volume of vulnerabilities to be mitigated by helping you focus only on those that present a reasonable risk to your environment.

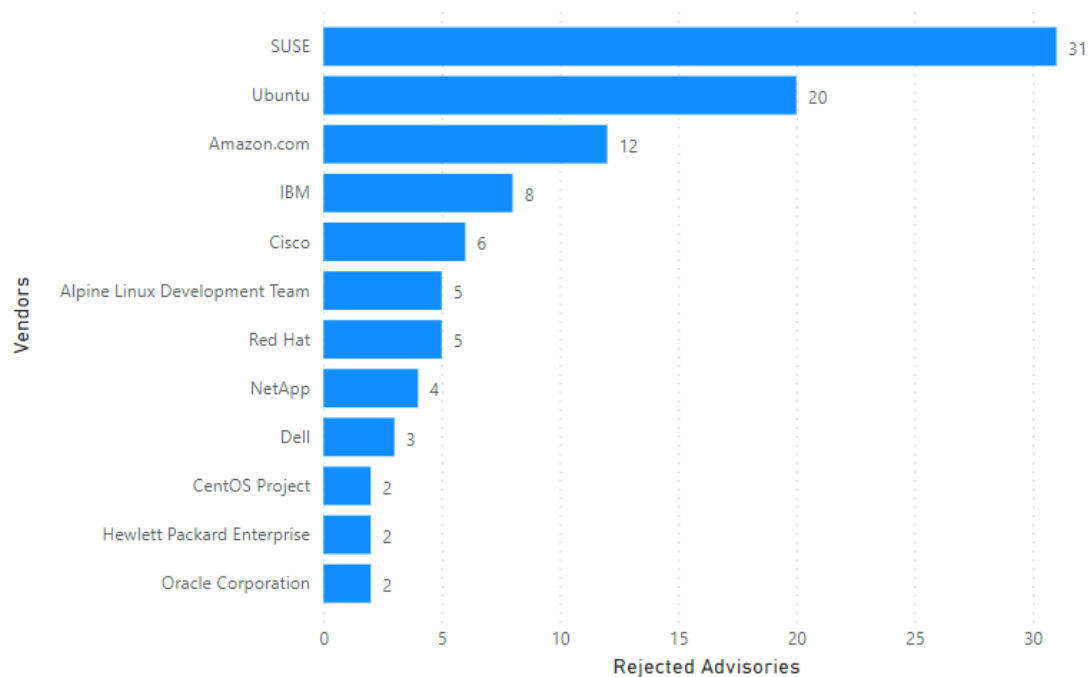
An advisory may be rejected many reasons. The most common are:

- No reachability**
 The vulnerability cannot be exploited because the affected systems cannot be reached by an attacker.
- No gain**
 The vulnerability may be reached, but without any gain for the attacker.
- No exploitability**
 The vulnerability cannot be exploited because, for example, policy forbids installation of the affected software.
- Dependent on other**
 The vulnerability cannot be exploited by itself, but depends on another vulnerability being present.

Rejected Advisories by Products



Rejected Advisories by Vendors



Addressing awareness with vulnerability insights

Prevalence:

- How many systems would benefit from any given security update?
- Does it pose a risk? It's on all systems? **Patch.**

Asset Sensitivity:

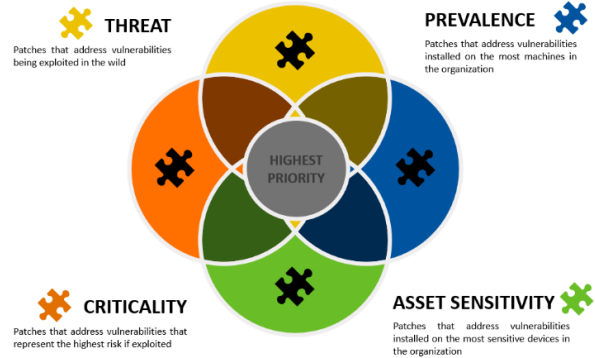
- What systems would result in the most risk if compromised?
- Is it a high-risk device? **Patch.**

Criticality:

- The most popular method of thoughtful prioritization.
- If exploited, how bad could it affect your security? Is it designated to be of a high criticality? **Patch.**

Threat Intelligence:

- The newest and most impactful method focuses on the likelihood of exploitation.
- Is it likely to be exploited? **Patch.**



How do we know that more insights/data is needed?

Focusing on vulnerabilities with CVSS 7 or higher would address about 50 percent of exploits. Most exploits are CVSS scored between 4 and 7.

Focusing

on vulnerabilities for the top 20 vendors would address only about 20 percent.

criticality	avg threat score x # of advisories
Moderately Critical	4,141.00
Less Critical	2,699.00
Highly Critical	2,294.00
Not Critical	364.00
Extreme Critical	59.00
Total	9,557.00

Take away 1:

Critical vulnerabilities do not necessarily present the most risk.

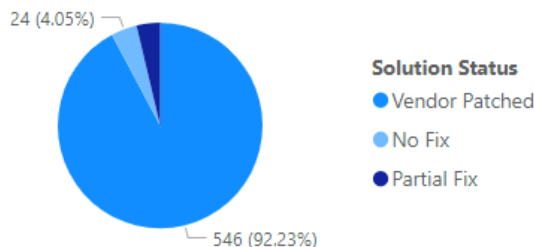
Leverage threat intelligence to better prioritize what demands your most urgent attention.

Organizations who do not have Threat Intelligence data should consider implementing this to ensure they have the complete picture.

Take away 2:

Most vulnerabilities have a patch available (typically within 24 hours after disclosure).

(No fix : no patch available for this insecure version, therefore need to upgrade)

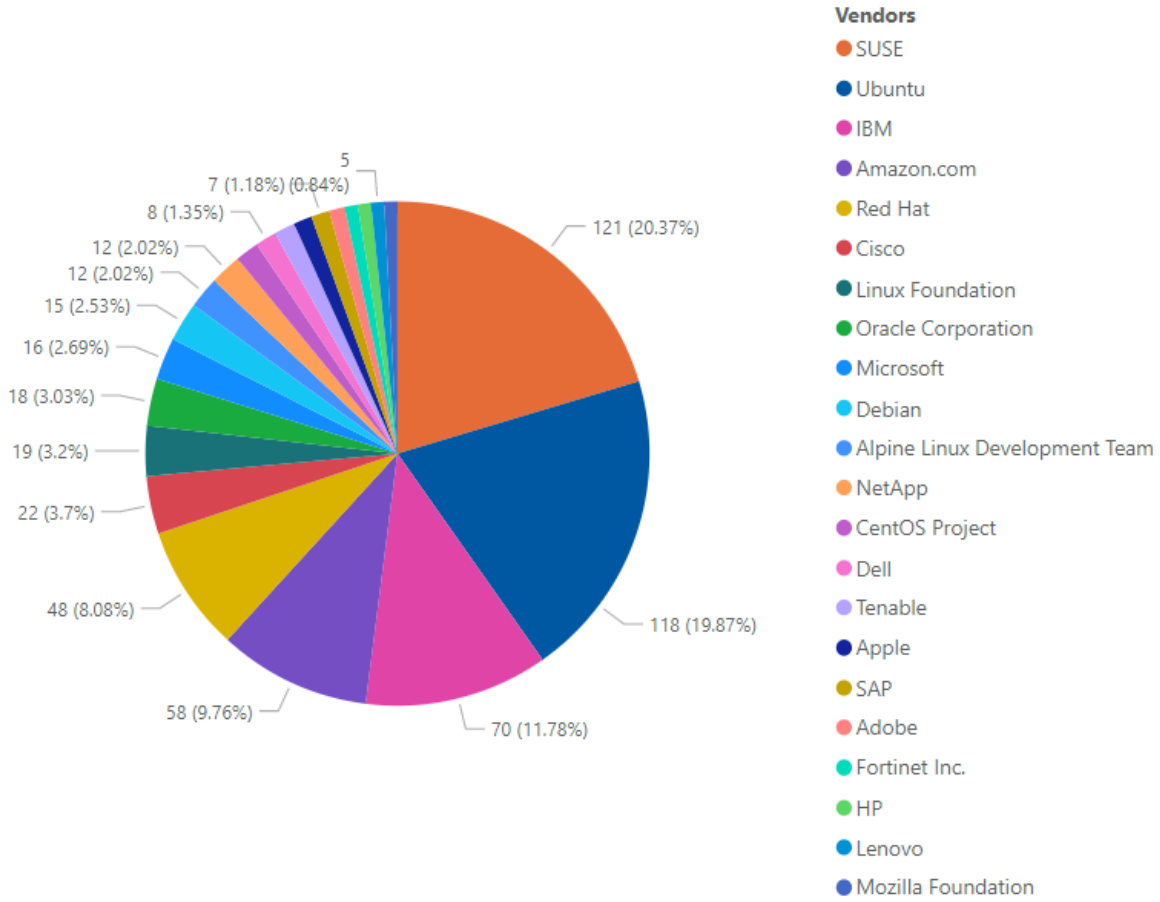


Previous month : 542 Vendor Patched 91.86%)

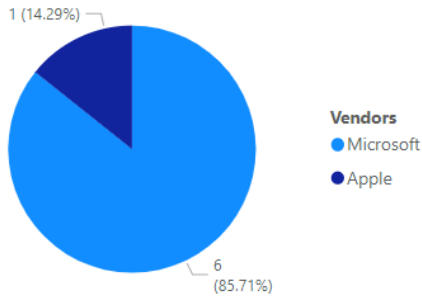
This Month : 546 Vendor Patched (92.23%)

Vendor view

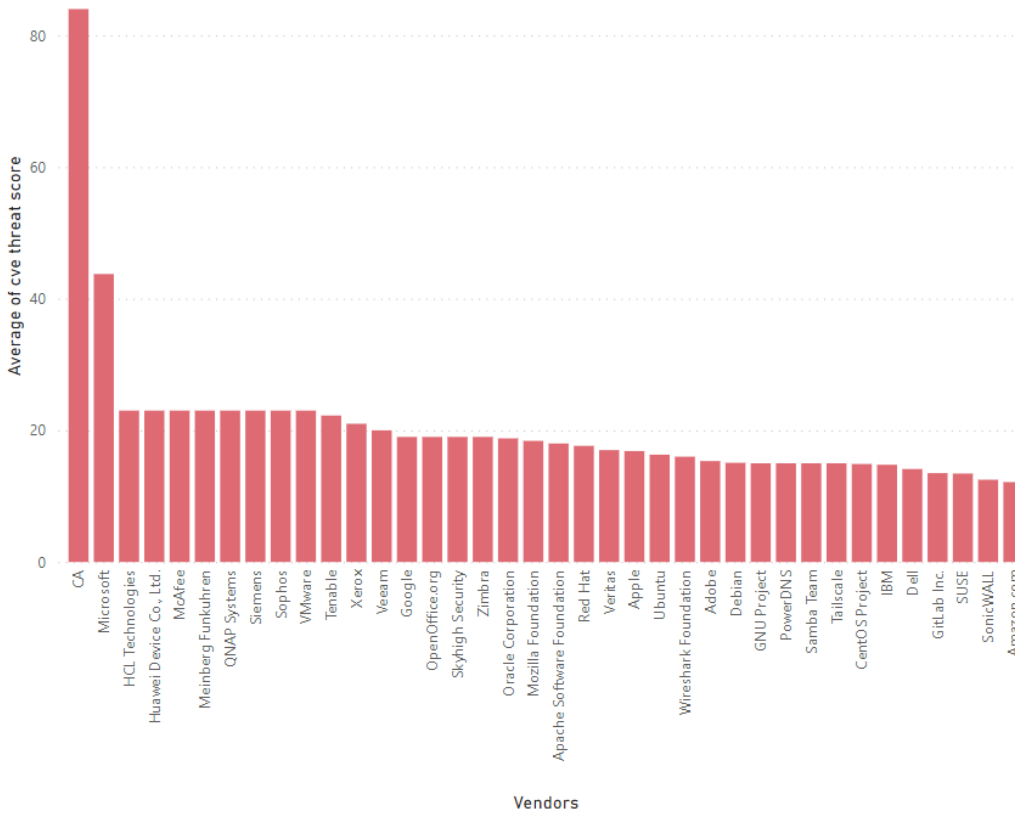
Top vendors with the most advisories



Top vendors with zero-day

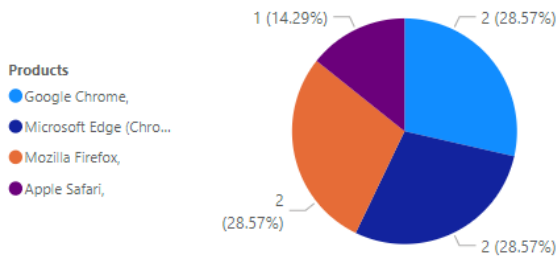


Top Vendors with highest average threat score



Browser-related advisories

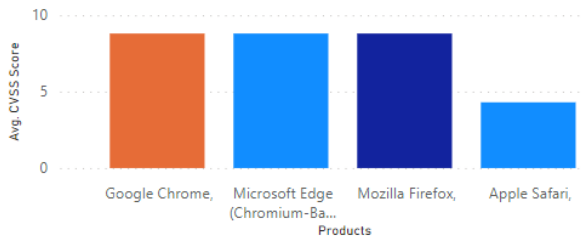
Advisories per browser



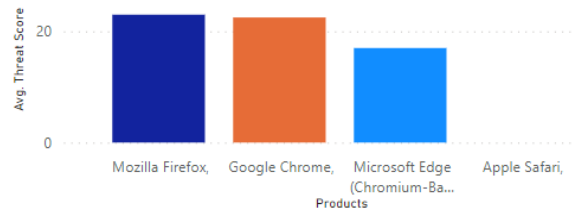
Browser zero-day vulnerabilities

No Browser Zero-Day Vulnerabilities


Average CVSS (criticality) score per browser



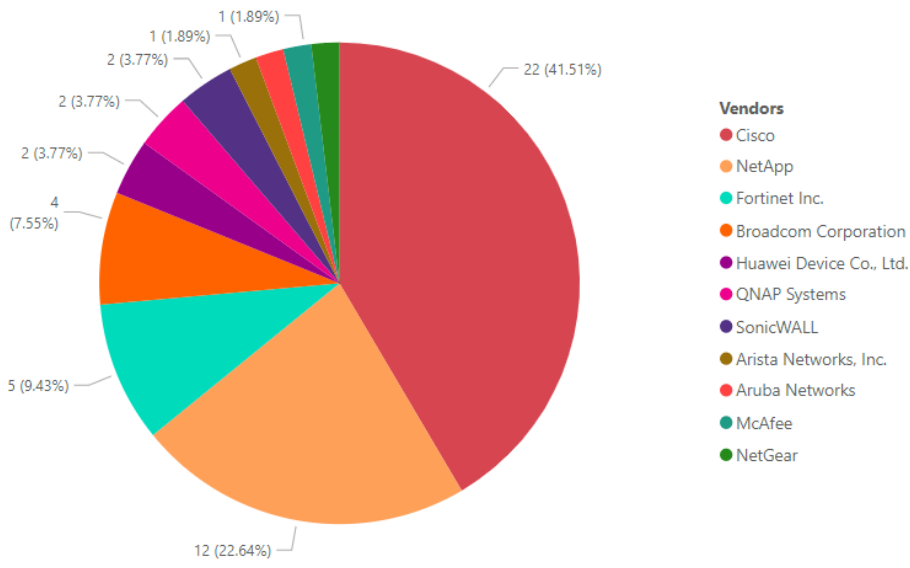
Average threat score per browser



What's the Attack Vector ?



Networking related advisories

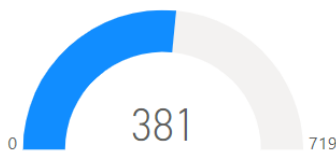


Threat intelligence

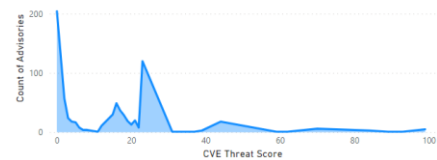
In a world where there are more than 18,000 new vulnerabilities every year, being smart about prioritizing remediation efforts is essential. Leveraging Threat Intelligence, another valuable layer of insight is provided to help you understand which of the vulnerabilities affecting your environment are actually being exploited in the wild.

Leveraging machine learning, artificial intelligence, and human curation from thousands of sources in the open, deep and dark web, Threat Intelligence augments Software Vulnerability Research’s vulnerability intelligence with a Threat Score that provides the ultimate prioritization tool for your busy desktop operations teams.

Count of malware-exploited CVEs



Count of advisories by CVE threat score



Threat intelligence advisory statistics:

SAIDs with a threat score (1+)	515 ↓ (526)	71.63%
SAIDs with no threat score (=0)	204 ↑ (183)	28.37%

SAID: Secunia Advisory Identifier

Range	# SAIDS	Last month
Medium-range threat score SAIDs (13-23)	325 ↑	(315)
Low-range threat score SAIDs (1-12)	147 ↓	(187)
High-range threat score SAIDs (24-44)	24 ↑	(1)
Very critical threat score SAIDs (71-99)	11 ↓	(22)
Critical-range threat score SAIDs (45-70)	8 ↑	(1)

More information about how the Secunia team calculates the threat score :

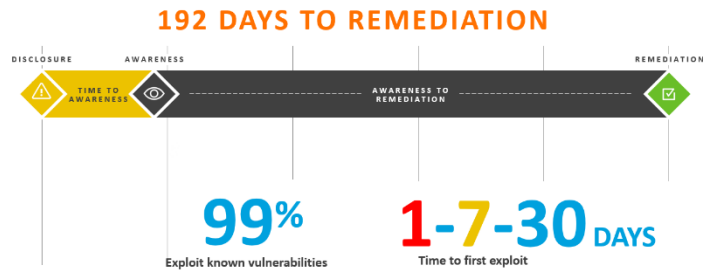
- [Evidence of exploitation](#)
- [Criteria for the threat Score Calculation](#)
- [Threat Score Calculation - Examples](#)

Patching

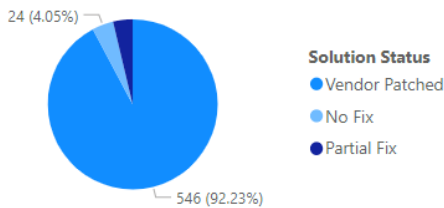
Most of this month's vulnerabilities are vendor patched. In fact, most vulnerabilities are patched within 24 hours after disclosure.

The challenge remains that organizations do not have full visibility or awareness when a vulnerability is disclosed (time to awareness). Another big challenge is the time to remediation (the time from having this information, correlating that with your environment and initiating the process to get the software updated to a secure version).

The Risk Window



Vulnerabilities that are vendor patched

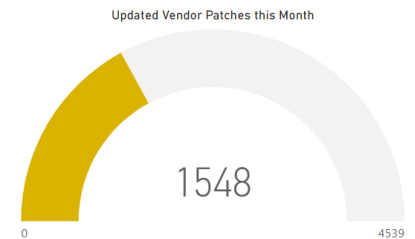
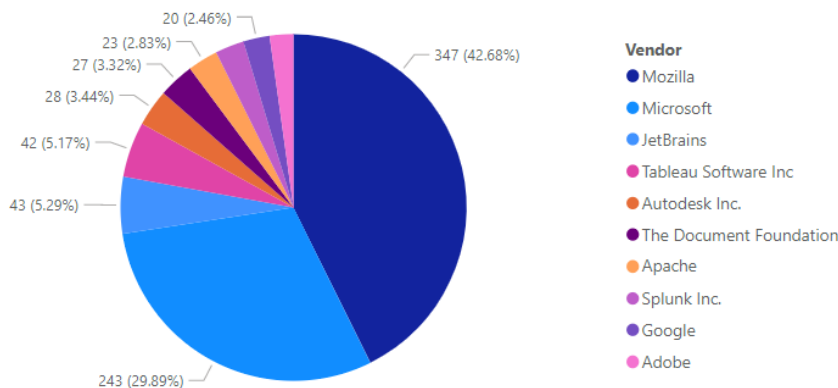


Flexera's Vendor Patch Module (VPM) statistics

Flexera has the largest third-party patch catalog (**More than 4,500**) in the world. This helps customers act quicker and save time by offering an integrated approach to effectively locate, prioritize threats and remediate them quickly to lower the risk to your organization.

This month's top vendor patches

(Updated Patches per vendor)



More information

Below a few links with information about how Flexera can help you with creating an effective software vulnerability and patch management process to reduce security risk.

- [Flexera's Software Vulnerability Manager landing page](#)
- [Request a trial / demo](#)
- [Flexera's Community Pages](#) with lots of great resources of information including:
 - Software Vulnerability Management Blog
 - Software Vulnerability Management Knowledge Base
 - Product Documentation
 - Forum
 - Learning Center

About Flexera

Flexera delivers SaaS-based IT management solutions that enable enterprises to accelerate digital transformation and multiply the value of their technology investments. We help organizations inform their IT with unparalleled visibility into complex hybrid ecosystems. And we help them transform their IT with tools that deliver the actionable intelligence to effectively manage, govern and optimize their hybrid IT estate.

More than 50,000 customers subscribe to our technology value optimization solutions, delivered by 1,300+ passionate team members worldwide. To learn more, visit flexera.com